


# ROTTLER

## FA & FX OPTIONAL TOOLING CATALOG





### **ORDERING PROCEDURE**

Contact your regional Rottler sales rep for assistance in ordering optional equipment, replacement parts, or tooling.

If you are unable to contact your regional Rottler sales rep, call the factory at 253-872-7050 and ask to speak to the parts sales specialists.

Have the following information handy to expedite the ordering process:

1. Your name, business name, and contact number
2. Customer number
3. If you don't have a customer number, your billing address
4. Shipping address if different from billing address
5. Machine model and serial number
6. Part number and description of what you want to order
7. Preferred method of shipment

You may also contact us via e-mail with the above information. Send e-mail requests to: [parts@rottlermfg.com](mailto:parts@rottlermfg.com)

In some cases you may be requested to send a photo of the part you are ordering if it is a replacement part, or doesn't appear in the database.

If you are unsure which part you need to order, contact our service department and ask to speak to one of our service consultants. They will assist you in determining which part you require.

**THERE IS A MINIMUM ORDER OF \$25.00**



## Contents

<b>Fixed Angle Fixtures .....</b>	<b>1</b>
502-1-72F V Block Fixture with Air Float and Air Clamping .....	1
502-3-48Q In-line Block Frame .....	2
502-3-49 VW 15-degree, Ford Mazda & Isuzu 75-degree V Block Fixture .....	3
502-3-52 Cadillac Catera 54-degree V Block Fixture .....	5
502-3-23 Marine Outboard Fixture, V4 & V6 Evinrude/ Johnson, V6 Mercury .....	6
502-3-23C Marine Outboard Fixture, Yamaha 76 degree .....	6
<b>Adjustable Angle Fixtures .....</b>	<b>7</b>
650-3-1 Performance Fixture Assembly .....	7
7241R Universal Economy Automotive Block Fixture .....	8
7243 Mid-size Diesel Block Fixture .....	9
<b>Parallels.....</b>	<b>10</b>
11112 Universal 8" (203mm) Heavy Duty T-Slot Parallels with Air Float .....	10
11114 Universal 16" (405mm) Heavy Duty T-Slot Parallels with Air Float .....	10
11115 2" (50mm) X 3" (75mm) Parallels.....	11
7219W 5.2" (132.08mm) Heavy Duty T-Slot Universal Parallels .....	11
<b>Gages and Indicators .....</b>	<b>12</b>
502-9-9A Mechanical Run-out Indicator Assembly .....	12
502-12-4 Magnetic Holding Block Assembly .....	12
503-14-11A Depth Indicator (Inch).....	12
503-14-12A Depth Indicator (Metric) .....	13
<b>Miscellaneous Options .....</b>	<b>13</b>
7152A Dual Axis Level Assembly.....	13
7038Y Flatness Probe Dial Indicator for Level Assembly.....	13
504-35-11E Chip Shield & Fume Collector Assembly .....	14
201 Mitutoyo Surface Tester.....	14
504-35-12A Production Cutter Head Package.....	15
600-8-4L Production Cutterhead Package .....	16
502-13U Production Cutterhead Package .....	17
502-13M Production Stub Cutterhead Package.....	18
600-8-5 Blind Hole Cutter Head Package .....	19
600-2-2 Blind Hole Stub Bar Package.....	20
600-2 Blind Hole Stub Cutter Head Package.....	21
600-8-3A Blind Hole Stub Cutter Head Package.....	22

<b>600-8-8A Blind Hole Stub Cutter Head Package</b> .....	<b>23</b>
<b>Brazed Carbide Tool Bits for Listed Cutterheads</b> .....	<b>24</b>
<b>100-29 Offset Tool Bit For Boring Blind Holes</b> .....	<b>24</b>
<b>100-29-6 Offset RF Tool Bit</b> .....	<b>24</b>
<b>100-29-7 Offset GM Tool Bit</b> .....	<b>24</b>
<b>100-74 VW Thrust Facing Tool Bit</b> .....	<b>24</b>
<b>100-76 Offset Tool Bit</b> .....	<b>24</b>
<b>501-28 Steel Cutting Tool Bit With Chip Curler</b> .....	<b>24</b>
<b>501-29A FR Facing And Counterboring Tool Bit</b> .....	<b>24</b>
<b>501-30-1 R1 Carbide Tool Bit</b> .....	<b>24</b>
<b>501-30-2 R1 Carbide Tool Bit</b> .....	<b>24</b>
<b>501-31-1 R8 Carbide Tool Bit</b> .....	<b>24</b>
<b>501-31-2 R8 Carbide Tool Bit</b> .....	<b>24</b>
<b>501-31A Cummins Counterbore Tool Bit</b> .....	<b>24</b>
<b>501-31-1A R8 Carbide Tool Bit</b> .....	<b>25</b>
<b>501-32-1 Special Grooving Tool Bit .048</b> .....	<b>25</b>
<b>(O-ring tool)</b> .....	<b>25</b>
<b>501-32-2 Special Grooving Tool Bit, .072</b> .....	<b>25</b>
<b>501-32-3 Special Grooving Tool Bit, .037</b> .....	<b>25</b>
<b>501-32-4 Special Grooving Tool Bit, .152</b> .....	<b>25</b>
<b>501-32-6 Special Grooving Tool Bit, .039</b> .....	<b>25</b>
<b>501-33B 15-Degree Chamfer Tool Bit</b> .....	<b>25</b>
<b>501-33D 30-Degree Chamfer Tool Bit</b> .....	<b>25</b>
<b>501-33E 45-Degree Chamfer Tool Bit</b> .....	<b>25</b>
<b>501-33-1 R8 Carbide 12-Degree Hi-Rake Tool Bit</b> .....	<b>25</b>
<b>501-33-2 R1 Carbide 12-Degree Hi-Rake Tool Bit</b> .....	<b>25</b>
<b>F Series Indexable Insert Cartridge and Inserts</b> .....	<b>26</b>
<b>501-29-5G 1/4" (6.35mm) IC Triangular Insert Cartridge Assembly</b> .....	<b>26</b>
<b>501-29-5H 1/4" (6.35mm) C Triangular Insert Cartridge Assembly</b> .....	<b>26</b>
<b>RT211 Triangular Insert</b> .....	<b>26</b>
<b>RT212 Triangular Insert</b> .....	<b>26</b>
<b>6598H Torx Screw</b> .....	<b>26</b>
<b>6598F Torx Wrench</b> .....	<b>26</b>
<b>"F" Type Tool Holders for Brazed Tool Bits</b> .....	<b>26</b>
<b>502-25C Tool Holder</b> .....	<b>26</b>



**502-25B Tool Holder ..... 26**

**502-25G Tool Holder ..... 26**

**502-25A Tool Holder ..... 26**

**502-25D Tool Holder ..... 27**

**502-25E Tool Holder ..... 27**

**502-25F Tool Holder ..... 27**

**“F” Type Tool Holders ..... 27**

**502-25H Tool Holder ..... 27**

**502-25I Tool Holder ..... 27**

**502-25J Tool Holder ..... 27**

**502-25K Tool Holder ..... 27**

**“D” Type Tool Holders for Brazed Tool Bits ..... 28**

**199-96 Tool Holder ..... 28**

**199-89 Tool Holder ..... 28**

**199-90 Tool Holder ..... 28**

**199-94 Tool Holder ..... 28**

**200-1 Tool Holder ..... 28**

**200-2 Tool Holder ..... 28**

**200-3 Tool Holder ..... 28**

**F Series Indexable 3/8” (9.525mm) Square Negative Rake Insert Holders ..... 29**

**511-29-17J Square Insert Indexable Tool Holder ..... 29**

**511-29-17K Square Insert Indexable Tool Holder ..... 29**

**511-29-17L Square Insert Indexable Tool Holder ..... 29**

**511-29-17M Square Insert Indexable Tool Holder ..... 29**

**511-29-17N Square Insert Indexable Tool Holder ..... 29**

**511-29-17P Square Insert Indexable Tool Holder ..... 29**

**511-29-17Q Square Insert Indexable Tool Holder ..... 29**

**511-29-17R Square Insert Indexable Tool Holder ..... 29**

**Indexable Insert Holder Assemblies ..... 30**

**511-29-23H Triangular Indexable Insert Tool Holder ..... 30**

**511-29-23A Triangular Indexable Insert Tool Holder ..... 30**

**511-29-23B Triangular Indexable Insert Tool Holder ..... 30**

**511-29-23C Triangular Indexable Insert Tool Holder ..... 30**

**511-29-23D Triangular Indexable Insert Tool Holder ..... 30**

**511-29-23E Triangular Insert Indexable Tool Holder ..... 31**

**511-29-23F Triangular Insert Indexable Tool Holder ..... 31**



**511-29-23G Triangular Insert Indexable Tool Holder ..... 31**

**511-29-23K Triangular Insert Indexable Tool Holder ..... 31**

**511-29-23L Triangular Insert Indexable Tool Holder..... 31**

**511-29-23M Triangular Insert Indexable Tool Holder..... 31**

**511-29-23N Triangular Insert Indexable Tool Holder ..... 31**

**511-29-23P Triangular Insert Indexable Tool Holder ..... 31**

**511-29-23I Triangular Insert, Indexable Tool Holder..... 32**

**F Series Indexable 3/8 Square Negative Rake Insert Holder Assemblies - Offset 32**

**511-29-17U Indexable Square Insert Holder, Offset..... 32**

**511-29-17V Indexable Square Insert Holder, Offset..... 32**

**Indexable Insert Holder Assemblies 3/8" (9.525mm) Square Negative Rake ..... 32**

**511-29-24G Indexable Square Insert Holder, Negative Rake ..... 32**

**511-29-24H Indexable Square Insert Tool Holder, Negative Rake ..... 32**

**511-29-24J Indexable Square Insert Tool Holder, Negative Rake..... 33**

**511-29-24K Indexable Square Insert Tool Holder, Negative Rake ..... 33**

**511-29-24L Indexable Square Insert Tool Holder, Negative Rake ..... 33**

**511-29-24M Indexable Square Insert Tool Holder, Negative Rake..... 33**

**511-29-24N Indexable Square Insert Tool Holder, Negative Rake ..... 33**

**511-29-24P Indexable Square Insert Tool Holder, Negative Rake ..... 33**

**Indexable Insert Holder Assemblies Triangle Positive Rake..... 34**

**511-29-32 Holder Assembly ..... 34**

**511-29-32A Holder Assembly..... 34**

**511-29-32B Holder Assembly ..... 34**

**511-29-26J Holder Assembly ..... 34**

**511-29-26K Holder Assembly ..... 34**

**511-29-26L Holder Assembly ..... 34**

**511-29-26M Holder Assembly ..... 34**

**511-29-26N Holder Assembly ..... 34**

**511-29-26P Holder Assembly..... 35**

**Offset Indexable Insert Holder Assemblies ..... 35**

**6801A Indexable Insert Tool Holder Assembly ..... 35**

**6801B Indexable Insert Tool Holder Assembly ..... 35**

**6801C Indexable Insert Tool Holder Assembly ..... 35**

**6801D Indexable Insert Tool Holder Assembly ..... 35**

**6801E Indexable Insert Tool Holder Assembly ..... 35**

**6801F Indexable Insert Tool Holder Assembly ..... 35**





**6801G Indexable Insert Tool Holder Assembly ..... 36**

**6801H Indexable Insert Tool Holder Assembly ..... 36**

**6801J Indexable Insert Tool Holder Assembly..... 36**

**6801K Indexable Insert Tool Holder Assembly ..... 36**

**6801L Indexable Insert Tool Holder Assembly ..... 36**

**Inserts and Hardware for Indexable Insert Holders ..... 37**

**RT321F Triangular Insert ..... 37**

**RT322F Triangular Insert ..... 37**

**RT211F Triangular Insert, ..... 37**

**RT212F Triangular Insert ..... 37**

**RS322 Square Insert, Negative Rake ..... 37**

**501-29-6K Triangular Insert, Positive Rake Diamond Tipped Carbide ..... 37**

**RT211 Triangular Insert..... 37**

**RT212 Triangular Insert..... 37**

**RT321 Triangular Insert, Positive Rake ..... 37**

**RT322 Triangular Insert, Positive Rake ..... 37**

**511-29-20D Triangular Insert..... 37**

**511-29-20E Triangular Insert..... 37**

**511-29-12 6/32 x 7/16" (4.775 x 11.125mm) Capscrew ..... 38**

**511-29-12B Precision Insert Holding Washer ..... 38**

**511-29-12C M4 x .7 x 10mm, Torx Screw ..... 38**

**511-29-12D Torx Wrench ..... 38**

**100-82-2 Brass Tipped Set Screw ..... 38**

**100-82-2A Brass Tipped Set Screw..... 38**

**511-29-17 Adjusting Pin ..... 38**

**100-82-3 Adjusting Pin ..... 38**

**511-29-17W Adjusting Pin..... 38**

**511-29-17X Adjusting Pin..... 38**

**100-82-1 Adjusting Pin Spring, Short ..... 38**

**100-82-4 Adjusting Pin Spring, Long..... 38**



**100-82-5 Adjusting Pin Spring, Short ..... 38**

**100-82-5A Adjusting Pin Spring, Long ..... 38**

## Fixed Angle Fixtures

### 502-1-72F V Block Fixture with Air Float and Air Clamping

(Includes: Parallels 502-1-15C, Block Handler 502-1-95 & 502-1-21C Wear Pads) (Requires: 7219W Parallels)



**502-3-48Q In-line Block Frame**  
(Requires 502-1-72F Fixture)



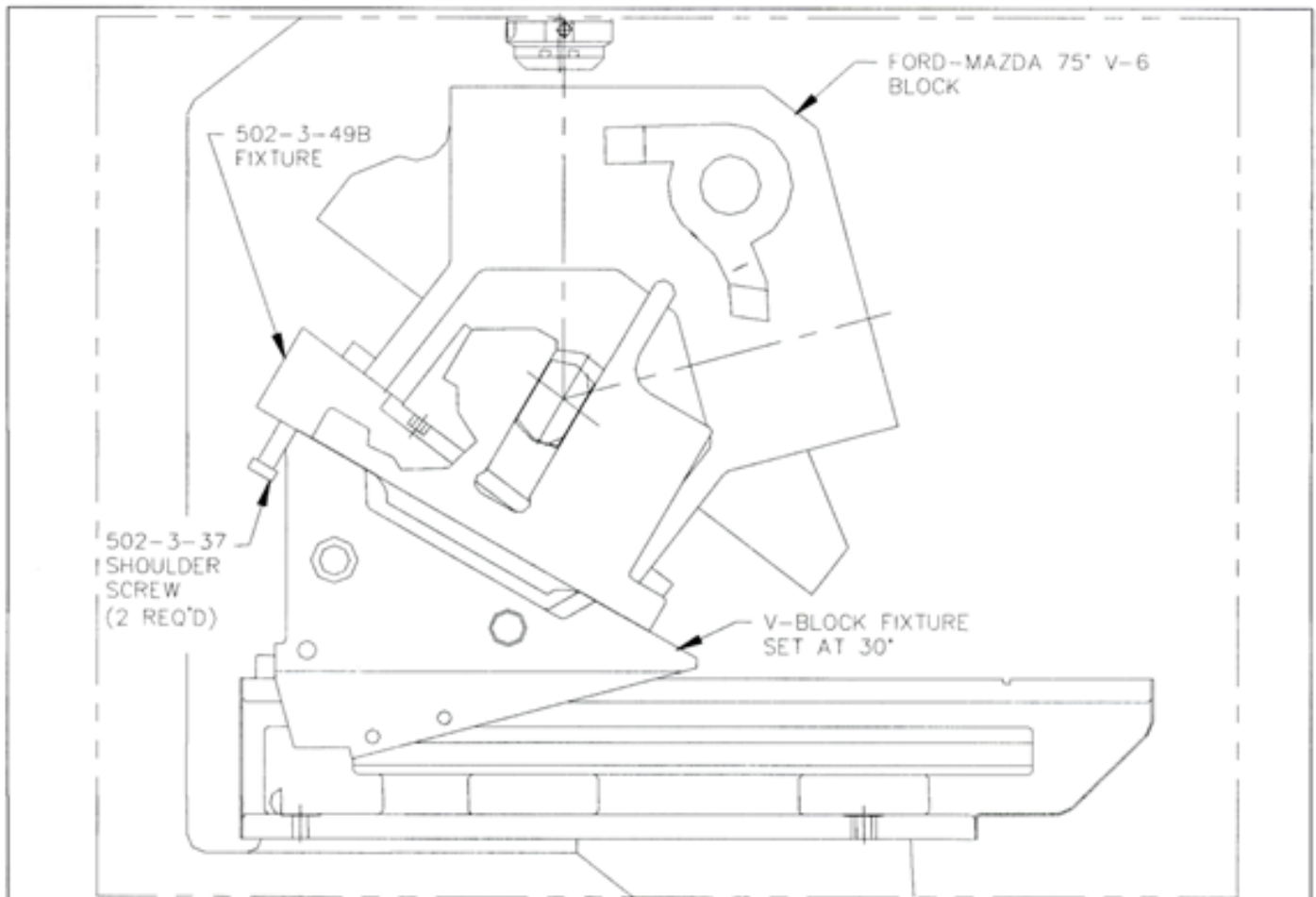
## 502-3-49 VW 15-degree, Ford Mazda & Isuzu 75-degree V Block Fixture (Requires 502-1-72F Fixture)

### 502-3-49 15 Deg. VW V6 / 75 Deg. Ford-Mazda V6 Fixture 75 Deg. Ford-Mazda V6 Application

This fixture is designed to be used with a customer's V8/V6 block fixture on either an SF series surfer or an F series boring machine. Clamping the block will be the same as clamping other v-blocks in the V8/V6 fixture.

The fixture, with (2) 502-3-37 shoulder screws installed, hangs over the top edge of the V8/V6

fixture. The block rests on the fixture with the outboard main caps in the reliefs cut in the fixture. This V6 engine block has main bearing caps that hang down below the pan rail surface. Use caution that the block rests on the fixture with the pan rails flush to the fixture.



### 15 Deg. VW V6 / 75 Deg. Ford-Mazda V6 Fixture 15 Deg. VW V6 Application

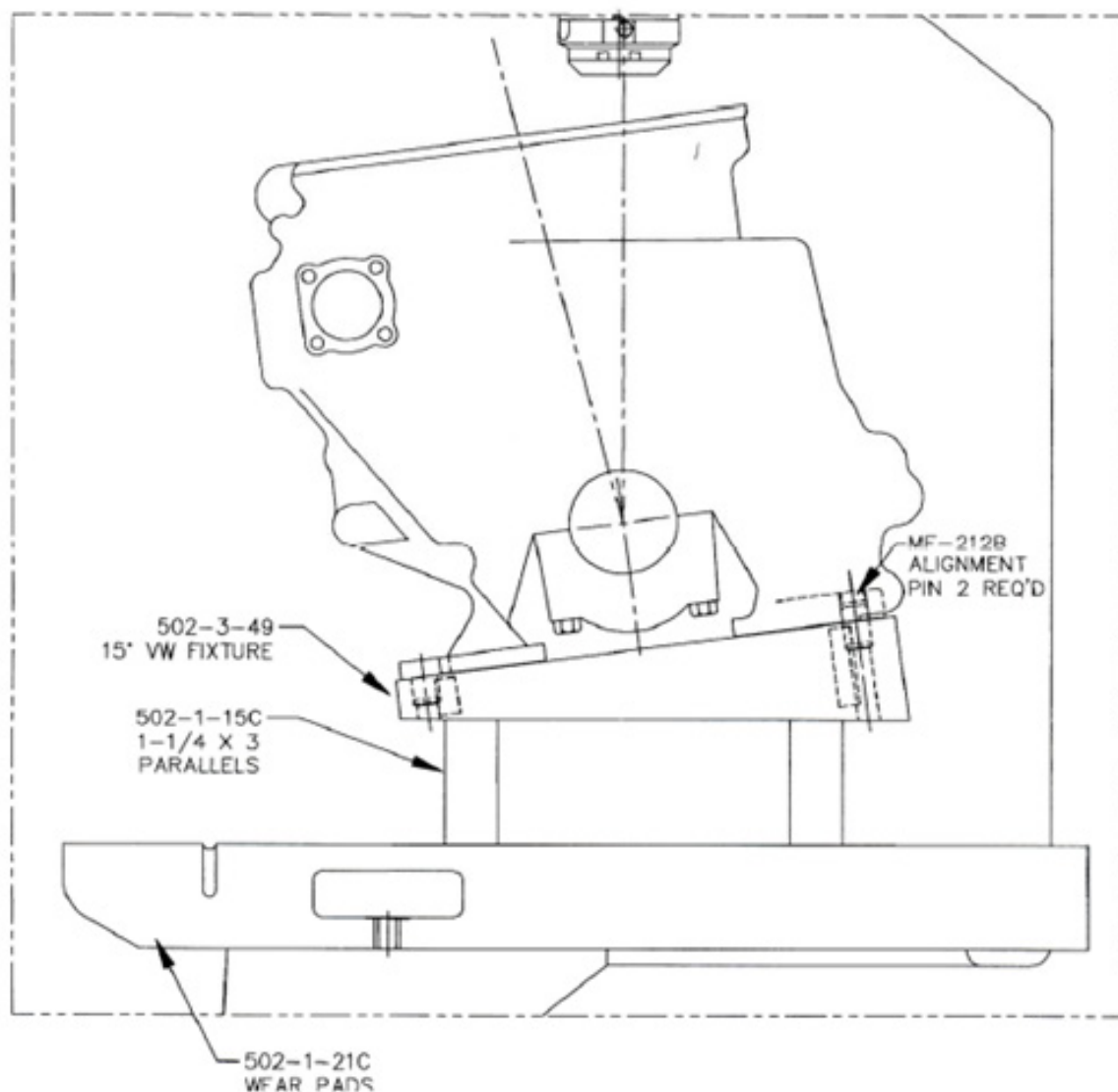
This fixture is designed to be used with a customers existing 1-1/4 x 3 parallels, sitting on top of the 2-1/2" wear pads. The boring machine block clamps must be used to secure the block while boring. Use care in selecting the placement of the clamps, be sure the block is not shifted or tipped when the clamps are applied. Insert the two alignment pins in the corresponding holes in the fixture, and place the block on the fixture using its mating tooling holes.

After the first cylinder bank is bored, lift the block and pull out the two pins. Place the pins in the other set of alignment holes and reposition the block for

boring the second bank. Be sure the engine block is setting down all the way on the fixture and not resting on any burrs or chips. Also be sure the parallels are clean and free from chips.

Care must be taken when centering the cutterhead. Be sure you are far enough in the bore for all of the centering fingers to come in contact with the bore, below the ridge if possible.

For honing the fixture and the engine block will fit into the hone cradle for normal hone operation.

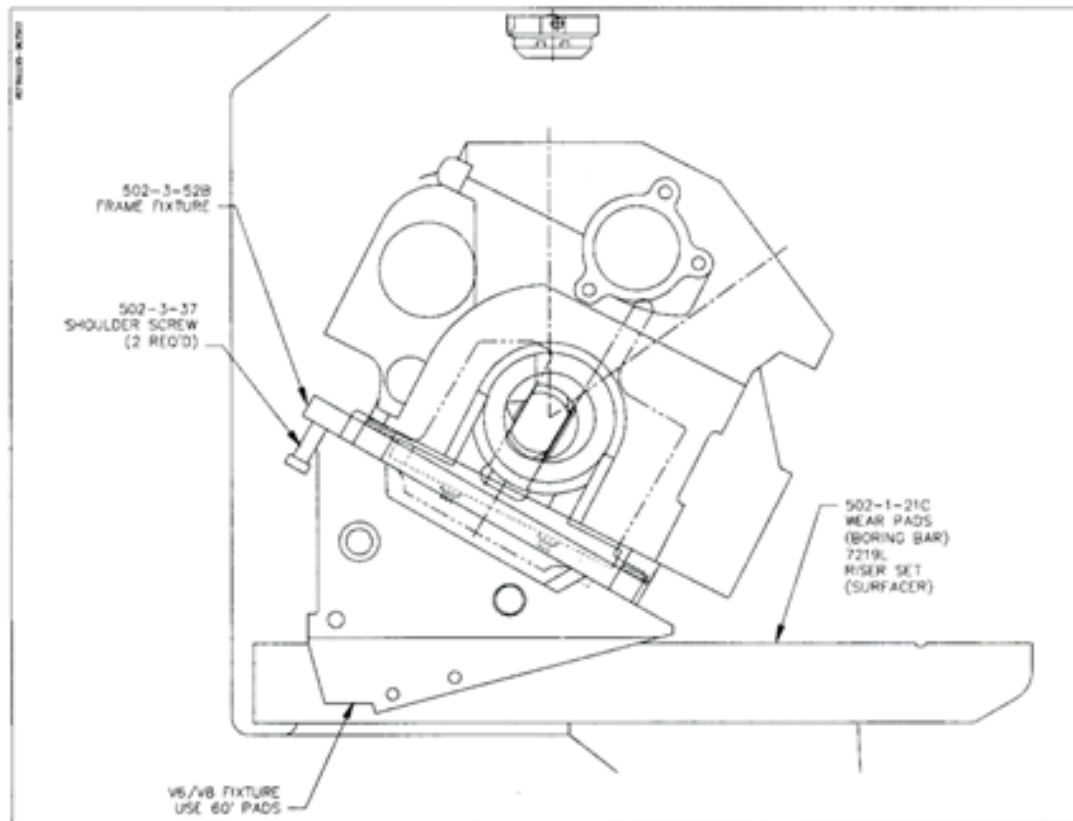


**502-3-52 Cadillac Catera 54-degree V Block Fixture**  
(requires 502-1-72F Fixture)

**502-3-52 Cadillac Catera  
54 Deg. V6 fixture**

This fixture is designed to be used with a customer's V8/V6 block fixture on either an SF series surfer or an F series boring machine. Clamping the block will be the same as clamping other v-blocks in the V8/V6 fixture. The fixture, with (2) 502-3-37 shoulder screws installed, hangs over the top edge of the V8/V6 fixture. The V8/V6 fixture is positioned using


the 60 deg. pads on either 502-1-21C wear pads (F-series boring bar) or 7219L riser set (SF series surfer). This block incorporates a main bearing cap support frame which ties the caps together. When loading the block, the pan rails rest on the milled surfaces of the fixture with the cap support frame hanging inside the rails of the fixture..



**502-3-23 Marine Outboard Fixture, V4 & V6 Evinrude/ Johnson, V6 Mercury**  
(Requires 502-1-72F Fixture)



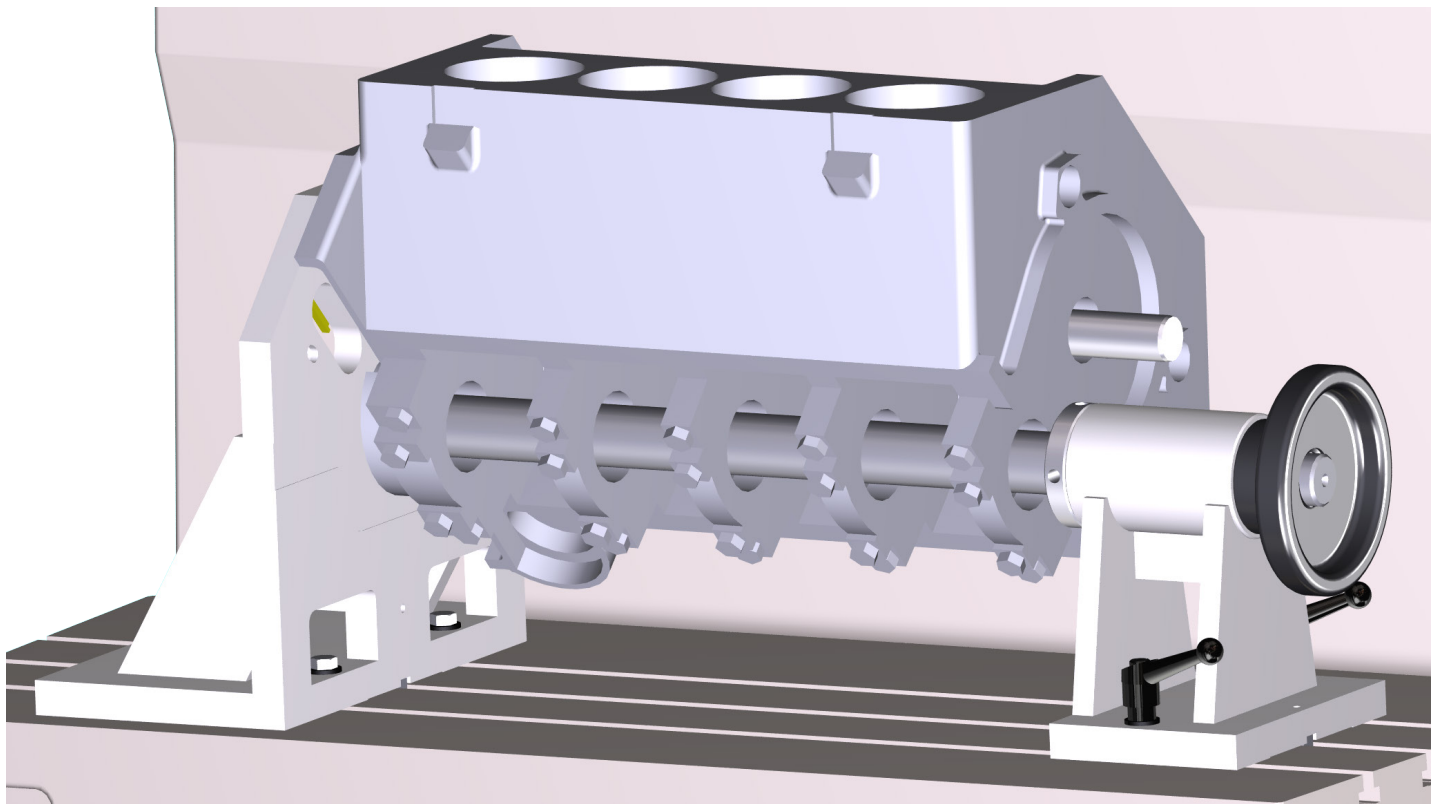

**502-3-23C Marine Outboard Fixture, Yamaha 76 degree**  
(Requires 502-1-72F Fixture)



## Adjustable Angle Fixtures


### 650-3-1 Performance Fixture Assembly

(Requires one set 502-1-53E Support Parallels)






**7241R Universal Economy Automotive Block Fixture**  
(Requires 7219W Parallels)




**7243 Mid-size Diesel Block Fixture**

Includes (4) pair main bearing locators to cover 3 - 5" (76.2 - 127mm) main line diameter range.




## Parallels

### 11112 Universal 8" (203mm) Heavy Duty T-Slot Parallels with Air Float




### 11114 Universal 16" (405mm) Heavy Duty T-Slot Parallels with Air Float




**11115 2" (50mm) X 3" (75mm) Parallels**

For general purpose machine work such as setting up in-line blocks on the pan or small single cylinders.

**7219W 5.2" (132.08mm) Heavy Duty T-Slot Universal Parallels**

Required for 7209M and 502-1-72F

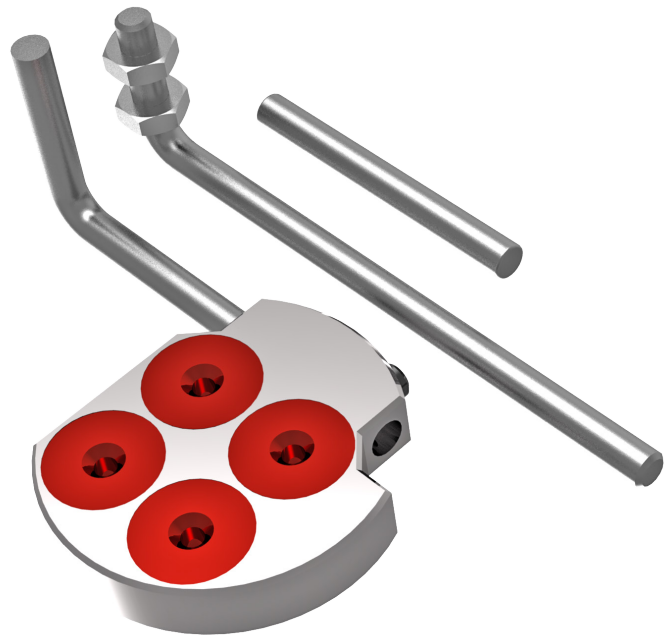


## Gages and Indicators

### 502-9-9A Mechanical Run-out Indicator Assembly (requires 502-12-4)



### 502-12-4 Magnetic Holding Block Assembly



### 503-14-11A Depth Indicator (Inch)



**503-14-12A Depth Indicator (Metric)**




**Miscellaneous Options**


**7152A Dual Axis Level Assembly**




**7038Y Flatness Probe Dial Indicator for Level Assembly**



### 504-35-11E Chip Shield & Fume Collector Assembly




### 201 Mitutoyo Surface Tester



### 504-35-12A Production Cutter Head Package

Heavy Duty 4.5 x 9" (115 x 230mm) Diameter Complete with Tooling and Digital Micrometer..





### 600-8-4L Production Cutterhead Package

3.250 - 5.0" (82.5 - 127mm) diameter. Complete with Tooling and Digital Micrometer



### 502-13U Production Cutterhead Package

2.68 - 5.0" (68 - 127mm) Diameter for F2, F3, F7, F9 Complete with Tooling and Digital Micrometer as Listed Below



### 502-13M Production Stub Cutterhead Package

2.19 - 4.1" (55.6 - 104mm) Diameter X 6.375" (162mm) Length Complete with Tooling and Digital Micrometer.




**600-8-5 Blind Hole Cutter Head Package**

2.6 - 5.0" (66 - 127mm) Diameter. When used with F10 range 3.25 - 5" (83 - 127mm) diameter. Complete with Tooling and Digital Micrometer.



**600-2-2 Blind Hole Stub Bar Package**

2.2 - 4.0" (56 - 101.60mm) diameter X 6.375" (161.925mm) Length Complete with Tooling and Digital Micrometer.




### 600-2 Blind Hole Stub Cutter Head Package

1.5 - 4.1" (38 - 104mm) Diameter X 6.5" (165mm) Length Complete with Tooling and Digital Micrometer.



### 600-8-3A Blind Hole Stub Cutter Head Package

1.5 - 4.1" (38 - 104mm) diameter X 5.25" (133mm) length complete with tooling and Digital Micrometer.










### 600-8-8A Blind Hole Stub Cutter Head Package

1.5 - 4.1" (38 - 104mm) diameter X 3" (76mm) Length Complete with Tooling and Digital Micrometer.





**Brazed Carbide Tool Bits for Listed Cutterheads**


<p><b>100-29 Offset Tool Bit For Boring Blind Holes</b></p> 	<p><b>100-29-6 Offset RF Tool Bit</b> (Mercury outboard blind hole sleeves)</p> 	<p><b>100-29-7 Offset GM Tool Bit</b> (GM 60-degree V/6)</p> 
<p><b>100-74 VW Thrust Facing Tool Bit</b></p> 	<p><b>100-76 Offset Tool Bit</b> 1/2" (12.70mm) wide, VW cylinder head facing</p> 	<p><b>501-28 Steel Cutting Tool Bit With Chip Curler</b></p> 
<p><b>501-29A FR Facing And Counterboring Tool Bit</b> (for cast iron blocks, sleeve cutoff.)</p> 	<p><b>501-30-1 R1 Carbide Tool Bit</b> 1" (25.40mm) hi-speed finishing, non-interrupted cuts</p> 	<p><b>501-30-2 R1 Carbide Tool Bit</b> 1-3/8" (34.925mm)</p> 
<p><b>501-31-1 R8 Carbide Tool Bit</b> 1" (25.40mm) General purpose &amp; heavy cuts on cast iron, recommended for interrupted cuts</p> 	<p><b>501-31-2 R8 Carbide Tool Bit</b> 1-3/8" (34.925mm)</p> 	<p><b>501-31A Cummins Counterbore Tool Bit</b></p> 

<p><b>501-31-1A R8 Carbide Tool Bit</b> 11/16" (17.475mm)</p> 	<p><b>501-32-1 Special Grooving Tool Bit .048</b> (O-ring tool)</p> 	<p><b>501-32-2 Special Grooving Tool Bit, .072</b></p> 
<p><b>501-32-3 Special Grooving Tool Bit, .037</b></p> 	<p><b>501-32-4 Special Grooving Tool Bit, .152</b></p> 	<p><b>501-32-6 Special Grooving Tool Bit, .039</b></p> 
<p><b>501-33B 15-Degree Chamfer Tool Bit</b> (for chamfering Cummins blocks)</p> 	<p><b>501-33D 30-Degree Chamfer Tool Bit</b> (for general cast iron.)</p> 	<p><b>501-33E 45-Degree Chamfer Tool Bit</b></p> 
<p><b>501-33-1 R8 Carbide 12-Degree Hi-Rake Tool Bit</b> (for roughing cuts)</p> 	<p><b>501-33-2 R1 Carbide 12-Degree Hi-Rake Tool Bit</b> (for aluminum - Vega)</p> 	

**F Series Indexable Insert Cartridge and Inserts**


**501-29-5G 1/4" (6.35mm) IC Triangular Insert Cartridge Assembly**





(general purpose boring of cast iron) 1.34" (34.036mm) long



**501-29-5H 1/4" (6.35mm) C Triangular Insert Cartridge Assembly**


1.02" (25.908mm) long



<p><b>RT211 Triangular Insert</b> 1/4" (6.35mm) 1/64" (.397mm) radius, 1/4" triangular Insert holders only, general purpose and sleeving</p> 	<p><b>RT212 Triangular Insert</b> 1/4" (6.35mm) 1/32" (.787mm) radius, 1/4" triangular Insert holders only, general purpose and sleeving</p> 	<p><b>6598H Torx Screw</b></p> 	<p><b>6598F Torx Wrench</b></p> 
---	---	---	--


**"F" Type Tool Holders for Brazed Tool Bits**

600-8-4L Production Cutterhead Only

<p><b>502-25C Tool Holder</b> Range 2-7/8 - 3-5/8" (2.875 - 92.075mm)</p> 	<p><b>502-25B Tool Holder</b> Range 3-1/8 - 4-1/8" (79.375 - 104.775mm)</p> 
<p><b>502-25G Tool Holder</b> Range 3-3/8 - 4-3/8" (85.725 - 111.125mm)</p> 	<p><b>502-25A Tool Holder</b> Range 3-7/8 - 5" (98.425 - 127.00mm)</p> 


**502-25D Tool Holder**

Range 4-3/4 - 6" (120.65 - 152.40mm)



**502-25E Tool Holder**

Range 5-5/8 - 7-1/8" (142.875 - 180.975mm)



**502-25F Tool Holder**

Range 7-1/8 - 8-1/8" (180.975 - 206.375mm)




**"F" Type Tool Holders**

For 502-13M 2.19 Diameter Stub Bar Only


**502-25H Tool Holder**

Range 2-1/4 - 3" (57.15 - 76.20mm)



**502-25I Tool Holder**

Range 2-3/8 - 3-3/8" (60.325 - 85.725mm)



**502-25J Tool Holder**

Range 2-7/8 - 3-7/8" (73.025 - 98.425mm)



**502-25K Tool Holder**

Range 3-5/8 - 4-5/8" (92.075 - 117.475mm)



## “D” Type Tool Holders for Brazed Tool Bits

For Stub Boring Bar Cutterhead and Blind Hole Cutterhead

### 199-96 Tool Holder

For 600-8-8A, 600-8-3A & 600-2 Range 1-1/2 - 2-1/2” (38.10 - 63.50mm)



### 199-89 Tool Holder

For 600-8-8A, 600-8-3A & 600-2 Range 2 - 3” (50.80 - 76.20mm), For 502-9 Range 1-7/8 - 2-5/8” (47.625 - 66.675mm)



### 199-90 Tool Holder

For 600-8-8A, 600-8-3A & 600-2 Range 2-1/2 - 3-1/2” (63.50 - 88.90mm), For 502-9 Range 2-1/4 - 3-1/8” (57.15 - 79.375mm)



### 199-94 Tool Holder

For 502-9 Range 3-1/4 - 4-1/4” (82.55 - 107.95mm), For 600-8-5 Range 2-1/2 - 3-3/8” (63.50 - 85.725mm)




### 200-1 Tool Holder

For 600-8-5 Range 2-7/8 - 3-7/8” (73.025 - 98.425mm)




### 200-2 Tool Holder

For 600-8-5 Range 3-7/8 - 4-7/8” (98.425 - 123.825mm)



### 200-3 Tool Holder

For 600-8-5 Range 4-7/8 - 5-7/8” (123.825 - 149.225mm)




## F Series Indexable 3/8" (9.525mm) Square Negative Rake Insert Holders

For 600-8-4L Production Cutter Head Only


### 511-29-17J Square Insert Indexable Tool Holder

Range 2.90 - 3.12" (73.66 - 79.248Mm) Diameter, 1.95" (49.43Mm) Long



### 511-29-17K Square Insert Indexable Tool Holder

Range 3.12 - 3.52" (79.248 - 89.408Mm) Diameter, 2.15" (54.61Mm) Long



### 511-29-17L Square Insert Indexable Tool Holder

Range 3.52 - 3.92" (89.408 - 99.568Mm) Diameter, 2.35" (59.69Mm) Long



### 511-29-17M Square Insert Indexable Tool Holder

Range 3.92 - 4.32" (99.568 - 109.728Mm) Diameter, 2.55" (64.77Mm) Long



### 511-29-17N Square Insert Indexable Tool Holder

Range 4.32 - 4.72" (109.728 - 119.888Mm) Diameter, 2.75" (69.85Mm) Long



### 511-29-17P Square Insert Indexable Tool Holder

Range 4.72 - 5.12" (119.888 - 130.048Mm) Diameter, 2.95" (74.93Mm) Long



### 511-29-17Q Square Insert Indexable Tool Holder

Range 5.12 - 5.52" (130.048 - 140.208Mm) Diameter, 3.15" (80.01Mm) Long



### 511-29-17R Square Insert Indexable Tool Holder

Range 6.77 - 7.17" (171.96 - 182.118Mm) Diameter, 3.98" (101.092Mm) Long



## Indexable Insert Holder Assemblies

Triangular Insert, Facing and Counterboring for 600-8-4L Production Cutter Head Only

### 511-29-23H Triangular Indexable Insert Tool Holder

3/8" (9.525mm) triangle, range 3.08 - 3.48" (78.232 - 88.392mm) diameter, 2.15" (54.61mm) long



### 511-29-23A Triangular Indexable Insert Tool Holder

3/8" (9.525mm) triangle, range 3.48 - 3.88" (88.392 - 98.552mm) diameter, 2.35" (59.69mm) long



### 511-29-23B Triangular Indexable Insert Tool Holder

3/8" (9.525mm) triangle, range 3.88 - 4.28" (98.552 - 108.712mm) diameter, 2.55" (64.77mm) long



### 511-29-23C Triangular Indexable Insert Tool Holder

3/8" (9.525mm) triangle, range 4.28 - 4.68" (108.712 - 118.872mm) diameter, 2.75" (69.85mm) long



### 511-29-23D Triangular Indexable Insert Tool Holder


3/8" (9.525mm) triangle, range 4.68 - 5.08" (118.872 - 129.032mm) diameter, 2.95" (74.93mm) long



Special Only

**511-29-23E Triangular Insert Indexable Tool Holder**


3/8" (9.525mm) triangle, range 5.08 - 5.48" (129.932 to 139.192mm) diameter, 3.13" (79.502mm) long


**511-29-23F Triangular Insert Indexable Tool Holder**


3/8" (9.525mm) triangle, range 5.48 - 5.88" (139.192 - 149.352mm) diameter, 3.33" (84.582mm) long


**511-29-23G Triangular Insert Indexable Tool Holder**


3/8" (9.525mm) triangle, range 5.88" - 6.28" (149.352 - 159.512mm) diameter, 3.53" (89.662mm) long


**511-29-23K Triangular Insert Indexable Tool Holder**


3/8" (9.525mm) triangle, range 6.28 - 6.68" (159.512 - 169.672mm) diameter, 3.75" (95.25mm) long


**511-29-23L Triangular Insert Indexable Tool Holder**

3/8" (9.525mm) triangle, range 6.68 - 7.08" (169.672 - 179.832mm) diameter, 3.95" (100.33mm) long


**511-29-23M Triangular Insert Indexable Tool Holder**

3/8" (9.525mm) triangle, range 7.08 - 7.48" (179.832 - 189.992mm) diameter, 4.15" (105.41mm) long


**511-29-23N Triangular Insert Indexable Tool Holder**

3/8" (9.525mm) triangle, range 7.48 - 7.88" (189.992 - 200.152mm) diameter, 4.35" (110.49mm) long


**511-29-23P Triangular Insert Indexable Tool Holder**


3/8" (9.525mm) triangle, range 7.88 - 8.28" (200.152 - 210.312mm) diameter, 4.55" (115.57mm) long





**511-29-23I Triangular Insert, Indexable Tool Holder**

3/8" (9.525mm) triangle, range 8.28 - 8.68" (210.312 - 220.472mm) diameter, 4.74" (120.396mm) long




**F Series Indexable 3/8 Square Negative Rake Insert Holder Assemblies - Offset**

For 600-8-4L Production Cutterhead Only


**511-29-17U Indexable Square Insert Holder, Offset**

Range 3.48 - 3.88" (88.392 - 98.552mm) diameter, 2.33" (59.182mm) long



**511-29-17V Indexable Square Insert Holder, Offset**

Range 3.88 - 4.28" (98.552 - 108.712mm) diameter, 2.53" (64.262mm) long



**Indexable Insert Holder Assemblies 3/8" (9.525mm) Square Negative Rake**

For 502-13M, 502-13P, and 502-13U Production Stub Cutterhead Only

**511-29-24G Indexable Square Insert Holder, Negative Rake**

Range 2.19 - 2.44" (55.626 - 61.976mm) diameter, 1.31" (33.274mm) long



**511-29-24H Indexable Square Insert Tool Holder, Negative Rake**

Range 2.44 - 2.69" (61.976 - 68.326mm) diameter, 1.43" (36.322mm) long



**511-29-24J Indexable Square Insert Tool Holder, Negative Rake**  
 Range 2.69 - 2.94" (68.326 - 74.676mm) diameter, 1.56" (39.624mm) long



**511-29-24K Indexable Square Insert Tool Holder, Negative Rake**  
 Range 2.94 - 3.34" (74.676 - 84.836mm) diameter, 1.68" (42.672mm) long




**511-29-24L Indexable Square Insert Tool Holder, Negative Rake**  
 Range 3.34 - 3.74" (84.836 - 94.996mm) diameter, 1.88" (47.752mm) long




**511-29-24M Indexable Square Insert Tool Holder, Negative Rake**  
 Range 3.74 - 4.14" (94.996 - 105.156mm) diameter, 2.08" (52.832mm) long



**511-29-24N Indexable Square Insert Tool Holder, Negative Rake**  
 Range 4.14 - 4.54" (105.156 - 115.316mm) diameter, 2.26" (57.404mm) long



**511-29-24P Indexable Square Insert Tool Holder, Negative Rake**  
 Range 4.54 - 5.00" (115.316 - 127.00mm) diameter, 2.46" (62.484mm) long



## Indexable Insert Holder Assemblies Triangle Positive Rake

For 502-13M, 502-13P, and 502-13U Production Stub Cutterhead Only

### 511-29-32 Holder Assembly

1/4" (6.35mm) triangle, range 2.11 - 2.44" (53.594 - 61.976mm) diameter, 1.29" (32.766mm) long



### 511-29-32A Holder Assembly

1/4" (6.35mm) triangle, range 2.36 - 2.69" (59.944 - 68.326mm) diameter, 1.42" (36.068mm) long



### 511-29-32B Holder Assembly

1/4" (6.35mm) triangle, range 2.62 - 2.94" (66.548 - 74.676mm) diameter, 1.54" (39.116mm) long



### 511-29-26J Holder Assembly

3/8" (9.525mm) triangle, range 2.74 - 3.30" (69.596 - 83.82mm) diameter, 1.61" (40.894mm) long




### 511-29-26K Holder Assembly

3/8" (9.525mm) triangle, range 3.14 - 3.70" (79.756 - 98.98mm) diameter, 1.81" (45.974mm) long



### 511-29-26L Holder Assembly

3/8" (9.525mm) triangle, range 3.54 - 4.10" (89.916 - 104.14mm) diameter, 2.01" (51.054mm) long



### 511-29-26M Holder Assembly

3/8" (9.525mm) triangle, range 3.94 - 4.50" (100.076 - 114.30mm) diameter, 2.21" (56.134mm) long



### 511-29-26N Holder Assembly

3/8" (9.525mm) triangle, range 4.34 - 4.90" (110.236 - 124.46mm) diameter, 2.41" (61.214mm) long



**511-29-26P Holder Assembly**

3/8" (9.525mm) triangle, range 4.74 - 5.30" (120.396 - 134.62mm) diameter, 2.61" (66.294mm) long




**Offset Indexable Insert Holder Assemblies**

Triangle Positive Rake for 2.6" (66.04mm) Blind Hole Cutterhead and all Blind Hole Stub Bar Assemblies. See Specific Cutterhead Breakdown for Diameter range


**6801A Indexable Insert Tool Holder Assembly**

1/4" (6.35mm) triangle, positive rake, 1.23" (31.242mm) long. See specific cutterhead breakdown for diameter range.




**6801B Indexable Insert Tool Holder Assembly**

1/4" (6.35mm) triangle, positive rake, 1.44" (36.576mm) long. See specific cutterhead breakdown for diameter range.




**6801C Indexable Insert Tool Holder Assembly**

3/8" (9.525mm) triangle, positive rake, 1.65" (41.91mm) long. See specific cutterhead breakdown for diameter range.



**6801D Indexable Insert Tool Holder Assembly**

3/8" (9.525mm) triangle, positive rake, 1.85" (46.99mm) long. See specific cutterhead breakdown for diameter range.



**6801E Indexable Insert Tool Holder Assembly**

3/8" (9.525mm) triangle, positive rake, 2.05" (52.07mm) long. See specific cutterhead breakdown for diameter range.



**6801F Indexable Insert Tool Holder Assembly**

3/8" (9.525mm) triangle, positive rake, 2.25" (57.15mm) long. See specific cutterhead breakdown for diameter range.



**6801G Indexable Insert Tool Holder Assembly**


3/8" (9.525mm) triangle, positive rake, 2.55" (64.77mm) long. See specific cutterhead breakdown for diameter range.

**6801H Indexable Insert Tool Holder Assembly**


3/8" (9.525mm) triangle, positive rake, 2.75" (69.85mm) long. See specific cutterhead breakdown for diameter range.

**6801J Indexable Insert Tool Holder Assembly**


3/8" (9.525mm) triangle, positive rake, 2.95" (74.93mm) long. See specific cutterhead breakdown for diameter range.

**6801K Indexable Insert Tool Holder Assembly**












3/8" (9.525mm) triangle, positive rake, 3.15" (80.01mm) long. See specific cutterhead breakdown for diameter range.

**6801L Indexable Insert Tool Holder Assembly**

3/8" (9.525mm) triangle, positive rake, 3.35" (85.09mm) long. See specific cutterhead breakdown for diameter range.



### Inserts and Hardware for Indexable Insert Holders

<p><b>RT321F Triangular Insert</b>                  1/64" (.397mm) radius, 3/8" (9.525mm) IC, precision counterboring</p> 	<p><b>RT322F Triangular Insert</b>                  1/32" (.787mm) radius, 3/8" (9.525mm) IC, precision counterboring</p> 	<p><b>RT211F Triangular Insert,</b>                  1/64" (.397mm) radius, 1/4" (6.35mm) IC, precision counterboring</p> 
<p><b>RT212F Triangular Insert</b>                  1/32" (.787mm) radius, 1/4" (6.35mm) IC, precision counterboring</p> 	<p><b>RS322 Square Insert, Negative Rake</b>                  1/32" (.787mm) radius, 3/8" (9.525mm) IC, black ceramic coated for high speed oversize through boring</p> 	<p><b>501-29-6K Triangular Insert, Positive Rake Diamond Tipped Carbide</b>                  3/8" (9.525mm) IC, 1/32 radius aluminum boring</p> 
<p><b>RT211 Triangular Insert</b>                  1/4" (6.35mm) 1/64" (.397mm) radius, 1/4" triangular Insert Holders only, general purpose and sleeving</p> 	<p><b>RT212 Triangular Insert</b>                  1/4" (6.35mm) 1/32" (.787mm) radius, 1/4" triangular Insert Holders only, general purpose and sleeving</p> 	<p><b>RT321 Triangular Insert, Positive Rake</b>                  3/8" (9.525mm) 1/64" (.397mm) radius, general purpose and sleeving</p> 
<p><b>RT322 Triangular Insert, Positive Rake</b>                  3/8" (9.525mm) 1/32" (.787mm) radius, general purpose and sleeving</p> 	<p><b>511-29-20D Triangular Insert</b>                  1/4" (6.35mm) positive rake 1/32" (.787mm) radius, for cutting steel &amp; ductile iron</p> 	<p><b>511-29-20E Triangular Insert</b>                  3/8" (9.525mm) positive rake 1/32" (.787mm) radius, for cutting steel &amp; ductile iron</p> 

<p><b>511-29-12 6/32 x 7/16" (4.775 x 11.125mm) Capscrew</b> (to hold square inserts)</p> 	<p><b>511-29-12B Precision Insert Holding Washer</b> For square cartridge tool holder assembly</p> 	<p><b>511-29-12C M4 x .7 x 10mm, Torx Screw</b> (to hold triangular inserts)</p> 
<p><b>511-29-12D Torx Wrench</b> For 3/8" (9.525mm) triangular insert cartridge tool Holders</p> 	<p><b>100-82-2 Brass Tipped Set Screw</b> For square cartridge/tool Holder assemblies. (10-24NC x 3/16) (511-29-5 series)</p> 	<p><b>100-82-2A Brass Tipped Set Screw</b> For indexable insert tool Holder assemblies. (10-24NC x 3/8) (511-29-17, 511-29-23, 511-29-24 series)</p> 
<p><b>511-29-17 Adjusting Pin</b> (511-29-17 series &amp; 511-29-23 series)</p> 	<p><b>100-82-3 Adjusting Pin</b> (511-29-5 series)</p> 	<p><b>511-29-17W Adjusting Pin</b> (511-29-24K - M)</p> 
<p><b>511-29-17X Adjusting Pin</b> (511-29-24G - J)</p> 	<p><b>100-82-1 Adjusting Pin Spring, Short</b> (for 511-29-5J)</p> 	<p><b>100-82-4 Adjusting Pin Spring, Long</b> (for 511-29-5A-S)</p> 
<p><b>100-82-5 Adjusting Pin Spring, Short</b> (for 511-29-17J &amp; K and 511-29-23H)</p> 	<p><b>100-82-5A Adjusting Pin Spring, Long</b> (for 511-29-17L - R &amp; 511-29-23A - G)</p> 	